

## Shenzhen Southern Machinery Sales and Service Co., Ltd

Add:Room 1806 Block 3 Jinyun COFCO, Qianjin 2nd Road , Xixiang, Baoan District, Shenzhen ,China

# Semi-Auto Dip Soldering machine S-500S/S-600C




**S-500S**



**S-600C**

Are you still welding circuit board in manual?  
Still in the circuit board for manual welding, a  
waste of time, waste of artificial ideas?




Low efficiency

High labor costs



Why choose us?

The electricity cost per hour at around 1 degree, 8 hours oxide is not more than 0.2 KG, no technical operation, length of the foot plug-in welding, welding can work at the same time different batches, and no edge can also production, production without consumption, tin furnace capacity: 80 KG.



## Specification

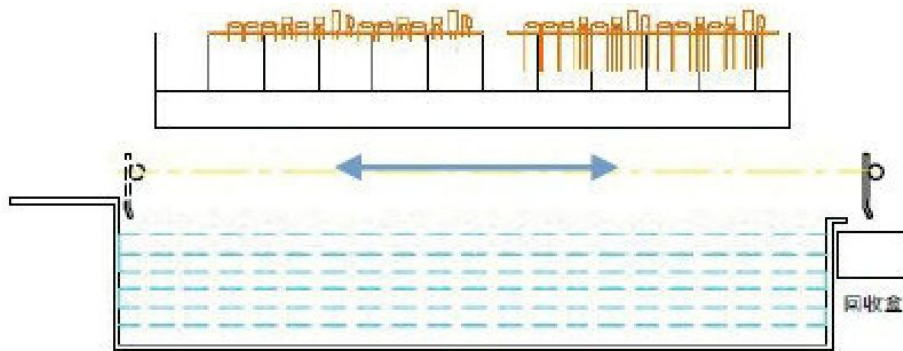


- Model :S-500S
- PCB Size: 350X300MM
- Tin capacity :80 KG
- Speed is adjustable
- Solder Dwell heigh: 0-70mm
- Solder Dwell Time: 1-10 sec
- Temperature control using PID control
- Temperature range: 0-450 °C
- Preheat time: 0-120 s
- Automatic removal cycle: 11 s
- Dip soldering cycle: 16 s
- Tin furnace, furnace adopts 316 stainless steel titanium (selected), ground temperature by K type thermocouple
- Tin stove height: 50-60mm
- Solder Pot Size: 400 \* 340 \* 80 mm
- Overall Dimensions: 700 \* 750 \* 620 mm
- Weight: 75 kg
- Power Requirements: 220V, 50/60 Hz,3.6KW
- Consumed power: 1-2KW/H



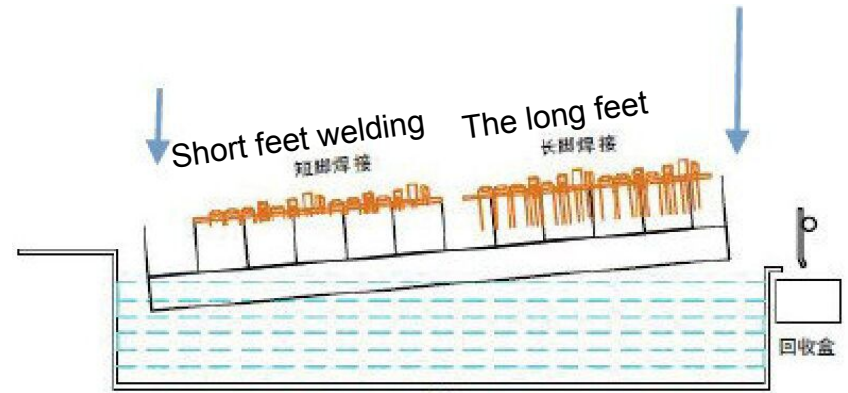
- Model:S-600C
- PCB Size: 600X350mm
- Tin capacity:120-130KG
- Speed is adjustable
- Solder Dwell heigh: 0-70mm
- Solder Dwell Time: 1-10 sec
- Temperature control using PID control
- Temperature range: 0-450 °C
- Preheat time: 0-120 s
- Automatic removal cycle: 14s
- Dip soldering cycle: 10-20 s
- Tin furnace, furnace adopts 316 stainless steel titanium (selected), ground temperature by K type thermocouple
- Tin stove heigh: 50-60mm
- Solder Pot Size: 650\*400\*70mm
- Overall Dimensions: 850\*800\*550 mm
- Weight: 100 kg
- Power Requirements: 220V, 50/60 Hz,7.2KW
- Consumed power:1.5-3KW/H

## The product description:



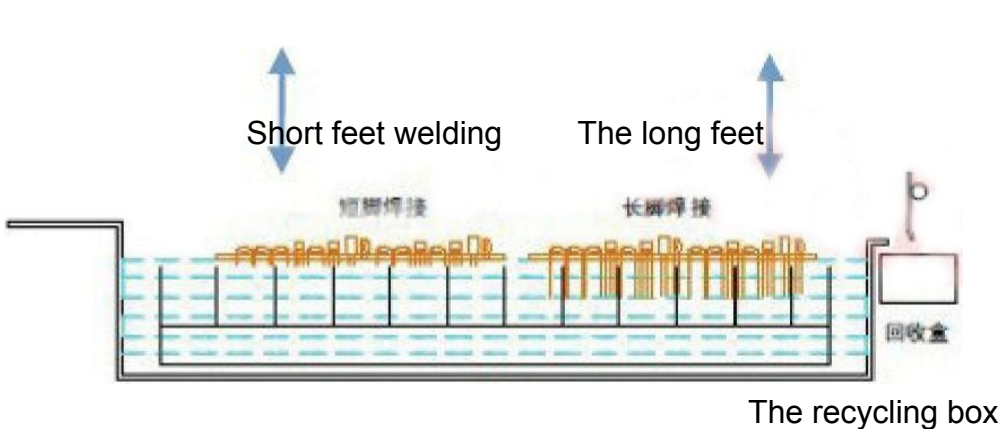
The recycling box

Clamp products as well as the automatic slag removal function




The recycling box

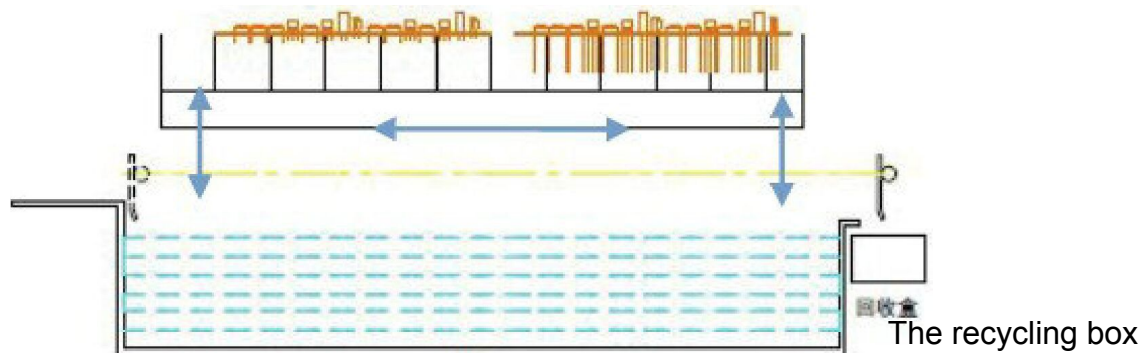
Products through the needle bed according to the setting Angle of dip soldering



Product set according to time to stop floating in tin stove in tin stove



Products through the needle bed according to the set point of view to take off the tin



Products and automatic slag removal function again

Successful cases:



Electrical home appliances  
control panel



Switching power supply board



Industrial control board



LED lights and traffic signal board



Power amplifier and tuning bedplate



Security and alarm panels

# Welcome inquiry

- 1, Please visit : [www.smthelp.com](http://www.smthelp.com)
- 2, Find us more: <https://www.facebook.com/autoinsertion>
- 3, Know more our team: <https://cn.linkedin.com/in/smtsupplier>
- 4, Welcome to our factory in Shenzhen China
- 5, Google: Auto+Insertion
- 6, Looking forward to your email: [chan@smthelp.com](mailto:chan@smthelp.com)