

Automatic Spray Fluxing System

----Are you still worried about waste too much flux every year?

----Are you still upset about the maintenance difficulty greatly improve of wave solder just because use too much rosin?



If you have meet the problems and don't know how to solve, please have a look at our machine :

Automatic Spray Fluxing System ,
it can reduce the waste of rosin and save more cost for you in flux.



S-P500 Automatic flux sprayer:

Configuration:

1. PLC intelligent control, industrial button operation (type A no PLC control)
2. Tow spray pattern: Tracking spraying and induction direct injection .
3. Twin atomization nozzle system, narrow plate can be manually shut down nozzle
4. Special aluminum alloy orbit and stainless steel conveyor chain
5. Equipped with imported pump spray system
6. With durable stainless steel transmission chain
7. Configuration under-voltage alarm, automatic remind flux change.
8. Automatic liquid pressurization system, effectively prevent.
9. Can manually adjust the spray flow pressure gain greater spray flow rate and better atomization effect.
10. Isolation type spray system, air consumption is reduced by more than 40%.
11. The machine for air requirement is not high, can reduce the high cost of air filter production



Technical parameters:

- 1.Model : S-P500/S-P500A
- 2.Dimensions: L1200mm*W700mm*H1100mm (Contains no fan height 250-350MM)
- 3.weight :Approx.100kg
- 4.Control: PLC + button/relay control
- 5.PCB transmission height:750±50mm
- 6.Transportation speed:0-2000mm/min
- 7.Transfer direction: left to right (right to left) can be customized
- 8.PCB edge space:≥3mm
- 9.Track width modulation:MAX50~320mm
- 10.Amplitude modulation mode: manual
- 11.Nozzle number: 2/2
- 12.Nozzle type: high atomizing import nozzle
- 13.Driving mode: stationary
- 14.Components height: up:80 mm , down :50 mm (customizable)
15. Capacity: No limit
- 16.Pump: standard
- 17.Exhaust air requirements: more than 15 m³ / min
- 18.Exhaust fan: matching
- 19.Power supply: AC380V /220V 50~60HZ
- 20.The total power:0.05KW
- 21.Air pressure : 0.4—0.6Mpa



Parts of the details:




Special aluminum alloy orbit and stainless steel conveyor chain



Tow spray pattern: Tracking spraying and induction direct injection .



Can manually adjust the spray flow pressure gain greater spray flow rate and better atomization effect.



Equipped with imported pump spray system



Isolation type spray system, air consumption is reduced by more than 40%



Welcome inquiry

- 1, Please visit : www.smthelp.com
- 2, Find us more: <https://www.facebook.com/autoinsertion>
- 3, Know more our team: <https://cn.linkedin.com/in/smtsupplier>
- 4, Welcome to our factory in Shenzhen China
- 5, See more machine working video, please Youtube: Auto Insertion
- 6, Google: Auto+insertion, to get more informations
- 7, Looking forward to your email: jasonwu@smthelp.com

Automatic Spray Fluxing System

----Are you still worried about waste too much flux every year?

----Are you still upset about the maintenance difficulty greatly improve of wave solder just because use too much rosin?



If you have meet the problems and don't know how to solve, please have a look at our machine :

Automatic Spray Fluxing System ,
it can reduce the waste of rosin and save more cost for you in flux.



S-P500 Automatic flux sprayer:

Configuration:

1. PLC intelligent control, industrial button operation (type A no PLC control)
2. Tow spray pattern: Tracking spraying and induction direct injection .
3. Twin atomization nozzle system, narrow plate can be manually shut down nozzle
4. Special aluminum alloy orbit and stainless steel conveyor chain
5. Equipped with imported pump spray system
6. With durable stainless steel transmission chain
7. Configuration under-voltage alarm, automatic remind flux change.
8. Automatic liquid pressurization system, effectively prevent.
9. Can manually adjust the spray flow pressure gain greater spray flow rate and better atomization effect.
10. Isolation type spray system, air consumption is reduced by more than 40%.
11. The machine for air requirement is not high, can reduce the high cost of air filter production



Technical parameters:

- 1.Model : S-P500/S-P500A
- 2.Dimensions: L1200mm*W700mm*H1100mm (Contains no fan height 250-350MM)
- 3.weight :Approx.100kg
- 4.Control: PLC + button/relay control
- 5.PCB transmission height:750±50mm
- 6.Transportation speed:0-2000mm/min
- 7.Transfer direction: left to right (right to left) can be customized
- 8.PCB edge space:≥3mm
- 9.Track width modulation:MAX50~320mm
- 10.Amplitude modulation mode: manual
- 11.Nozzle number: 2/2
- 12.Nozzle type: high atomizing import nozzle
- 13.Driving mode: stationary
- 14.Components height: up:80 mm , down :50 mm (customizable)
15. Capacity: No limit
- 16.Pump: standard
- 17.Exhaust air requirements: more than 15 m³ / min
- 18.Exhaust fan: matching
- 19.Power supply: AC380V /220V 50~60HZ
- 20.The total power:0.05KW
- 21.Air pressure : 0.4—0.6Mpa



Parts of the details:




Special aluminum alloy orbit and stainless steel conveyor chain




Tow spray pattern: Tracking spraying and induction direct injection .



Can manually adjust the spray flow pressure gain greater spray flow rate and better atomization effect.



Equipped with imported pump spray system



Isolation type spray system, air consumption is reduced by more than 40%



Welcome inquiry

- 1, Please visit : www.smthelp.com
- 2, Find us more: <https://www.facebook.com/autoinsertion>
- 3, Know more our team: <https://cn.linkedin.com/in/smtsupplier>
- 4, Welcome to our factory in Shenzhen China
- 5, See more machine working video, please Youtube: Auto Insertion
- 6, Google: Auto+insertion, to get more informations
- 7, Looking forward to your email: jasonwu@smthelp.com