


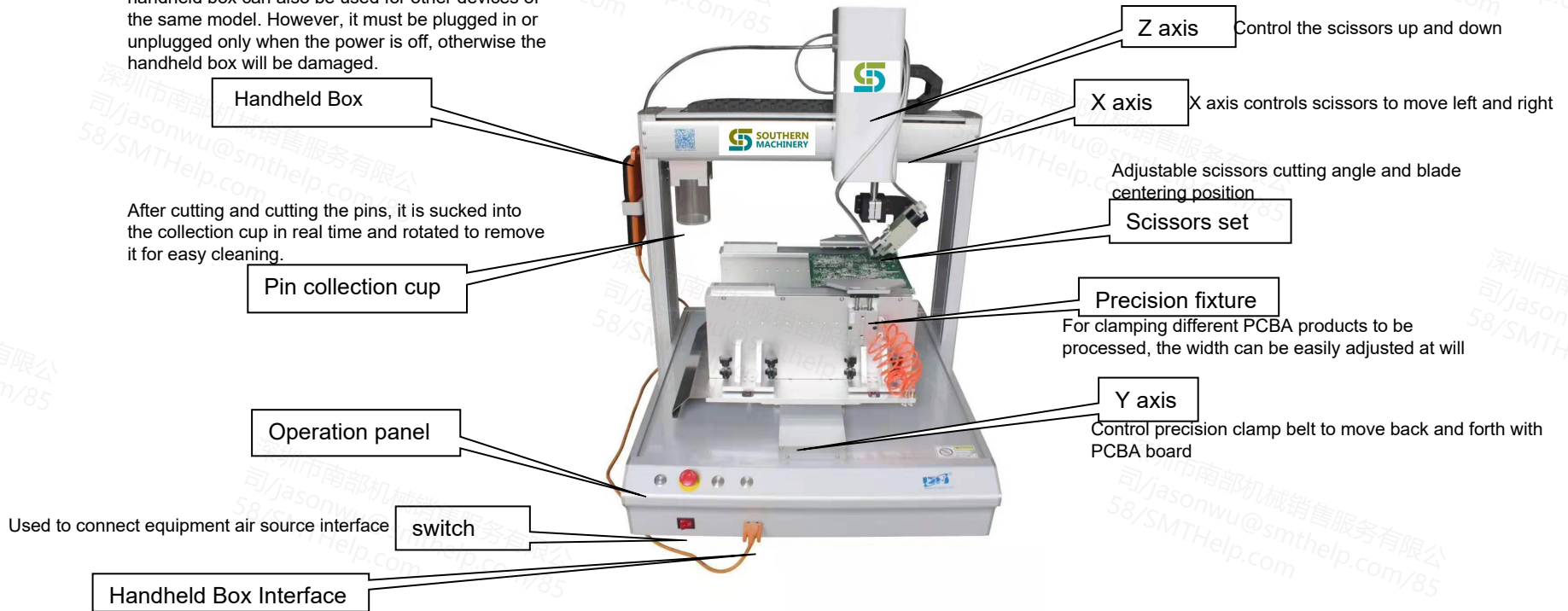
Auto Lead Cutter Machine Solution




description:

Used for hand-held program design, parameter modification, and equipment status monitoring. After programming or modifying parameters, the handheld box can also be used for other devices of the same model. However, it must be plugged in or unplugged only when the power is off, otherwise the handheld box will be damaged.

After cutting and cutting the pins, it is sucked into the collection cup in real time and rotated to remove it for easy cleaning.



description:



Pin collection cup

Equipment air source interface

Device power interface

Used to connect external AC220V to power the complete equipment

Suction muffler box

Open and remove the muffler regularly to ensure sufficient suction

Used to cool internal control circuits

Cooling fan

S-430AC Auto Lead Cutter Machine

- DIEN QUANG Current Status: Cutting Lead By Manual
- PCBA Samples & Component need to be cutted
- Our Solution: S-430AC Auto Lead Cutter Machine




S-430AC Advantages:

- Save labor cost, avoid difficult recruitment situations.
- Improve productivity and shorten the production cycle.
- Speed: 7200 CPH
- Full Automatic
- Easy Operation. No experience request for operators.
- Self-Developed Software. Simple programming.
- Excellent lead cutting accuracy by Special designed Four-axis lead cutting card.
- Pliers head can be adjusted at any angle and direction
- The machine automatically calculates the compensation point, and only needs to specify the supplementary distance between the plane and the space, the computer can calculate the position of the compensation point.
- Orbital universal fixture, more convenient and fast when changing the wire, no need to open another clamp for different products


S-430AC Machine Specification

- Speed: 7200 CPH
- Machine Dimension (L*W*H):720* 720* 900
- Cutter Clinch Direction: X axis 400mm * Y axis 280mm * Z axis 100mm * R axis 360° rotation * U axis (manual) 90 °
- PCB Size: Min.20mm* 50mm Max. 200mm* 360mm . (Optional 280mm* 380mm)
- PCBA Height: Max110mm. Optional for other size.
- Direction: L to R (R to L)
- Machine Weight :100KG
- Power Supply: 220V/1.5KW (Energy saving)
- Type of pliers: Special pliers for Pneumatic machine
- MES system: connect production lines to achieve data management (optional)
- Extraction part pin method: vacuum aspiration
- Shearing capacity: copper wire ϕ 3.0mm or less
(Change different cutting pliers for different wire diameters)

S-430AC Requirements for PCB






The pins cannot be bent too far, The distance is better than 2mm, to facilitate machine cutting efficiency



Requires PCB have a process edges, to fix the PCB and facilitate machine operation

- Component Lead Cut by manually?
- High Labor cost?
- Quality issue?



Using the machine to replace their manual work



ROI:

6 ~ 8 people cut pin, worker's monthly salary about 300 usd. The actual capacity of the machine is 7200CPHx25%, runs for 20 hours a day.

machine price(USD)	worker's monthly salary(USD)	machine capacity	labor capacity
18K	0.3K	7200CPHx25%x20=36K	10K
ROI = machine price / worker's monthly salary x (machine capacity / labor capacity)=18K/1.08K ≈17 months			

6 ~ 8 people cut pin, worker's monthly salary about 300 usd. The actual capacity of the machine is 7200CPHx50%, runs for 20 hours a day.

machine price(USD)	worker's monthly salary(USD)	machine capacity	labor capacity
18K	0.3K	7200CPHx50%x20=72K	10K
ROI = machine price / worker's monthly salary x (machine capacity / labor capacity)=18K/2.16K ≈9 months			


ROI:

6 ~ 8 people cut pin, worker's monthly salary about 300 usd. The actual capacity of the machine is 7200CPHx75%, runs for 20 hours a day.


machine price(USD)	worker's monthly salary(USD)	machine capacity	labor capacity
18K	0.3K	7200CPHx75%x20=108K	10K
ROI = machine price / worker's monthly salary x (machine capacity / labor capacity)=18K/3.24K ~6 months			

Price is important, but quality counts for much more! Using the machine can not only recover the cost of purchasing the machine in a short time, but also improve productivity and product quality.

Video presentation:



Low speed:3000 CPH, small scissors head



Medium speed:5000 CPH, large scissor head

Welcome inquiry

- 1, Please visit : www.smthelp.com
- 2, Find us more: <https://www.facebook.com/autoinsertion>
- 3, Know more our team: <https://cn.linkedin.com/in/smtsupplier>
- 4, Welcome to our factory in Shenzhen China
- 5, Google: Auto+Insertion
- 6, See machine working video: youtube - Auto Insertion
- 7, Looking forward to your email: info@smthelp.com