

Material Preparation:

Select the work order to be prepared and activate the location light.

The corresponding material location on the rack will light up. Pick materials according to the lighted positions.



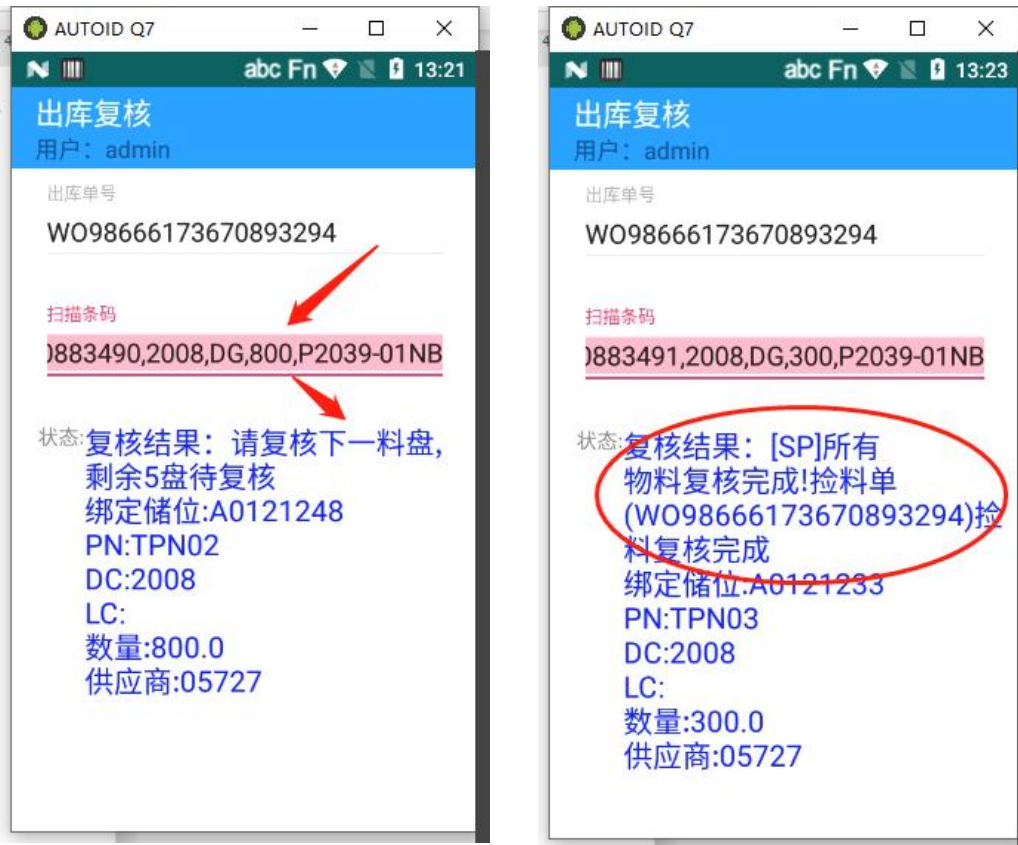
Outbound Review

(For outbound review without trolley loading; for work orders requiring trolley loading, use "Load to Trolley")

Select the work order for review and click "Outbound Review".

Scan the material QR codes. Once all QR codes are scanned, the system will show that all materials have been reviewed.





Load to Trolley

(Use for work orders that require material trolleys; skip if not needed)

Select the work order to be loaded.

Choose the color of the location light to activate.

Scan the material QR code, then scan the QR code for the trolley slot. Loading is complete after both scans.





Line-side Outbound

Select the work order to be issued to the line. Click "Start Outbound".

Scan the trolley QR code and the QR code of the used material at the production line.

The rack location corresponding to the new replacement material will light up.

Repeat this process: when a material runs out, its replacement location will light up automatically.



First Batch Outbound

Select the work order to be issued.
Check the box for "First Batch Outbound", then click "Start Outbound".

Select the production line and the material side (top/bottom).

The material rack will light up. Pick the materials according to the light, and scan the QR code to confirm.

Repeat this process for each lighted material until one unit of every item for the first batch has been picked.



Clear Trolley

Scan the QR code of the trolley slot to be cleared.

Click "Clear Trolley". The trolley is now reset.



Material Lookup

Scan the material QR code to view its detailed information (used to locate material).

Scan the rack QR code to view detailed rack slot information (used to find what's in a location).

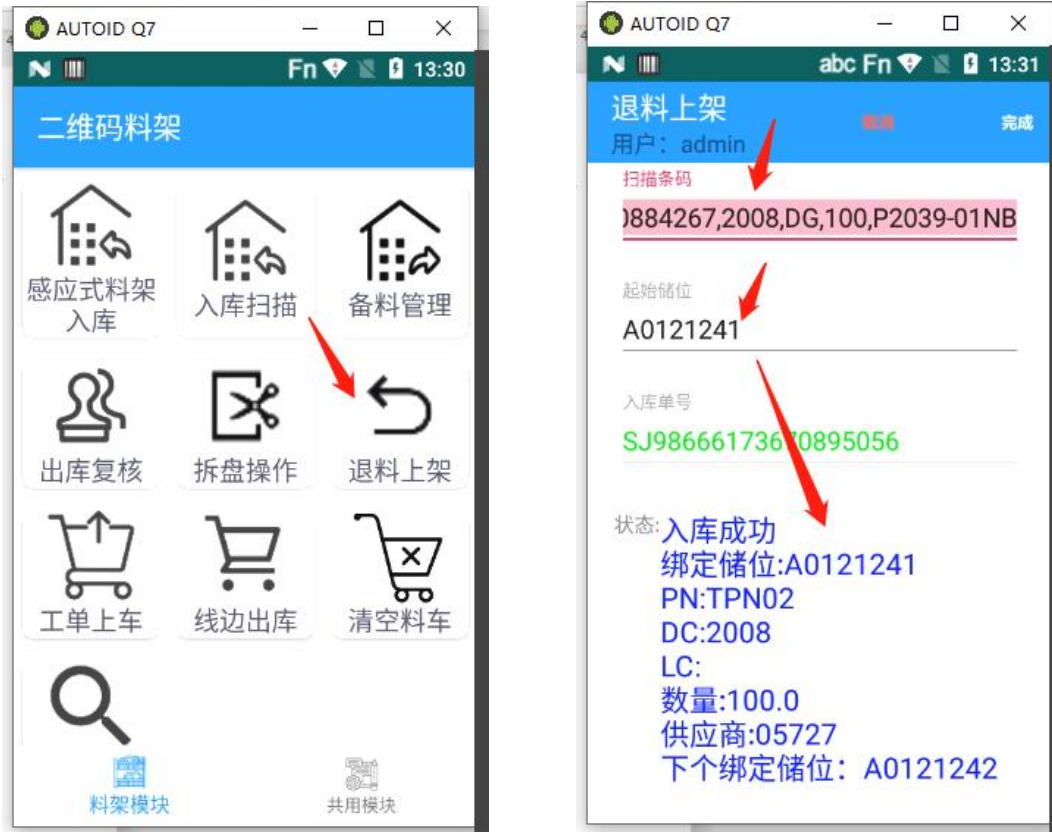
Use "Turn on location light" to locate material; use "Turn off" to turn it off.



Material Return & Restocking

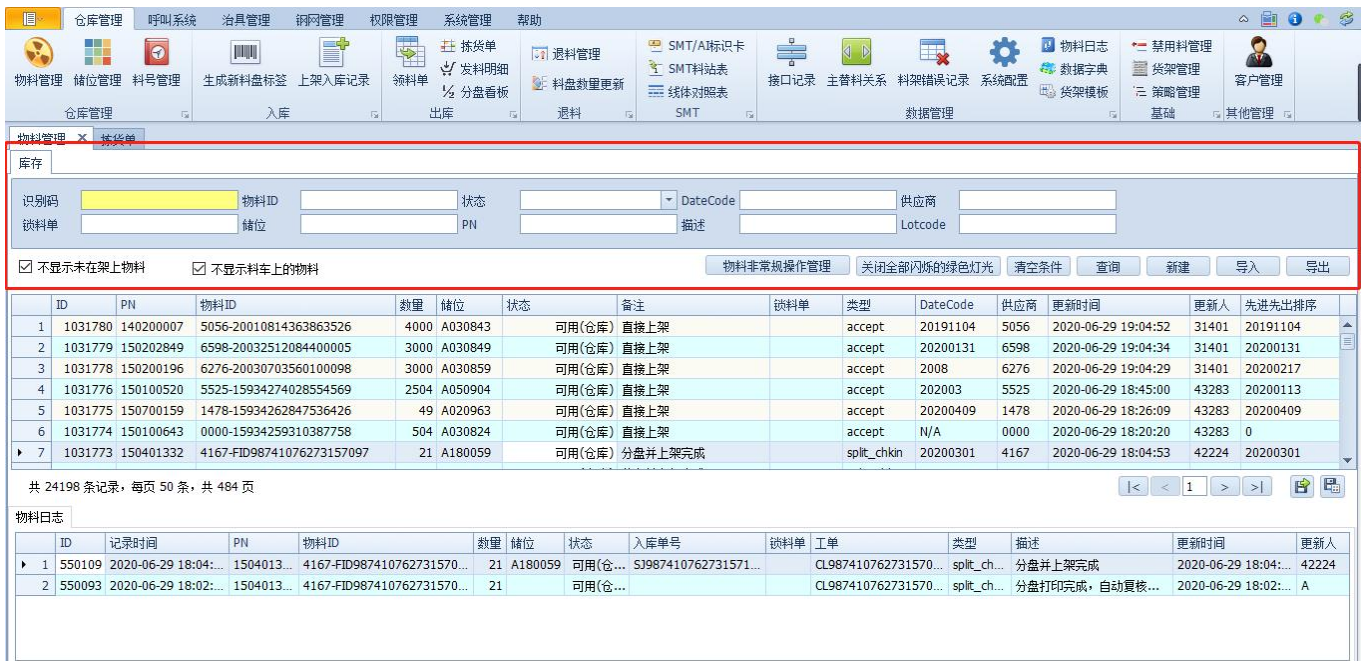
Count items first, then print new QR code.

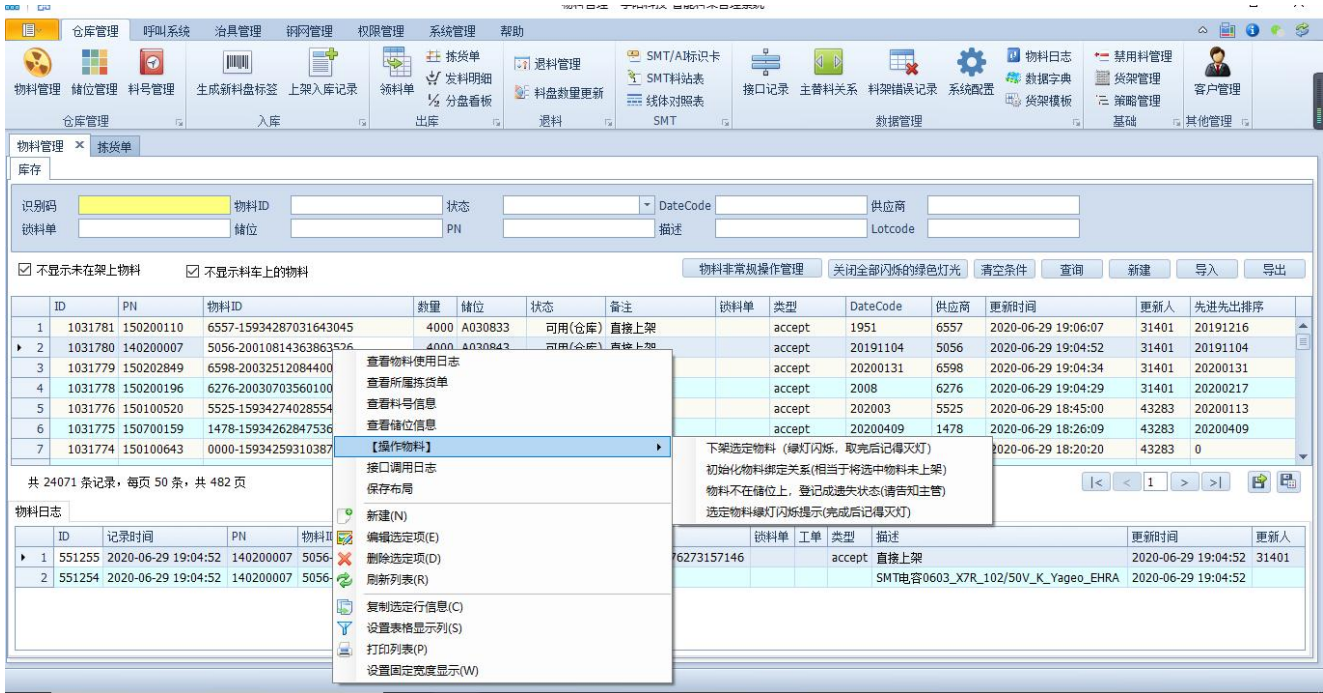
Scan the material QR code, then scan the target rack slot QR code to complete restocking.



Material Management

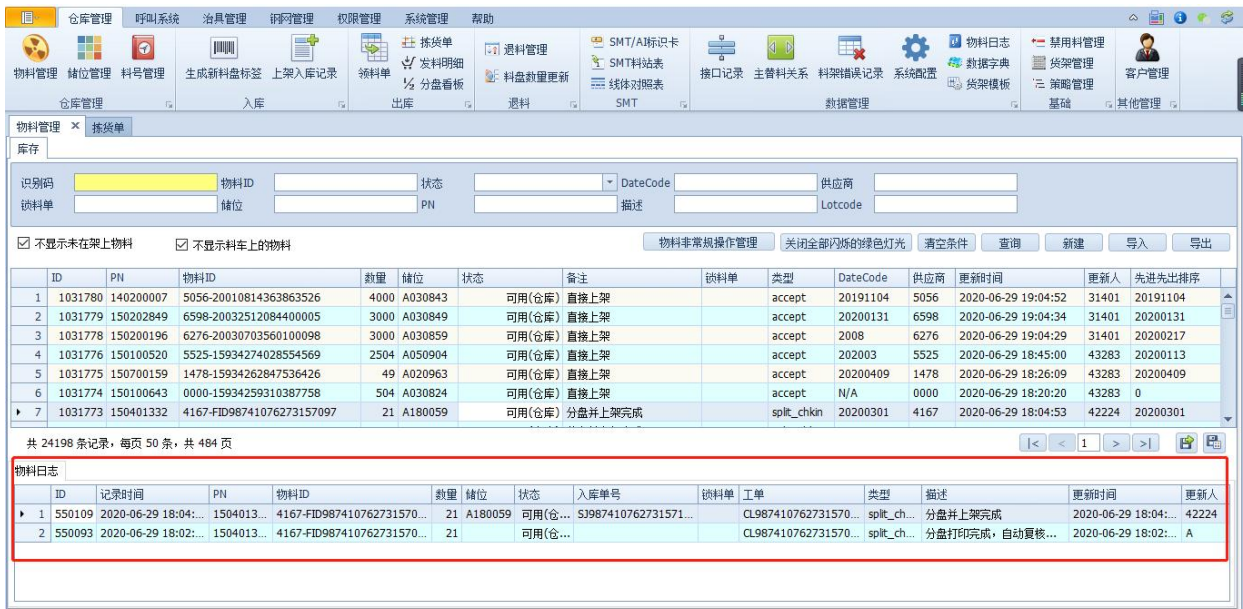
Search materials by criteria (checkbox to select scope). Support bulk import/export of material data.



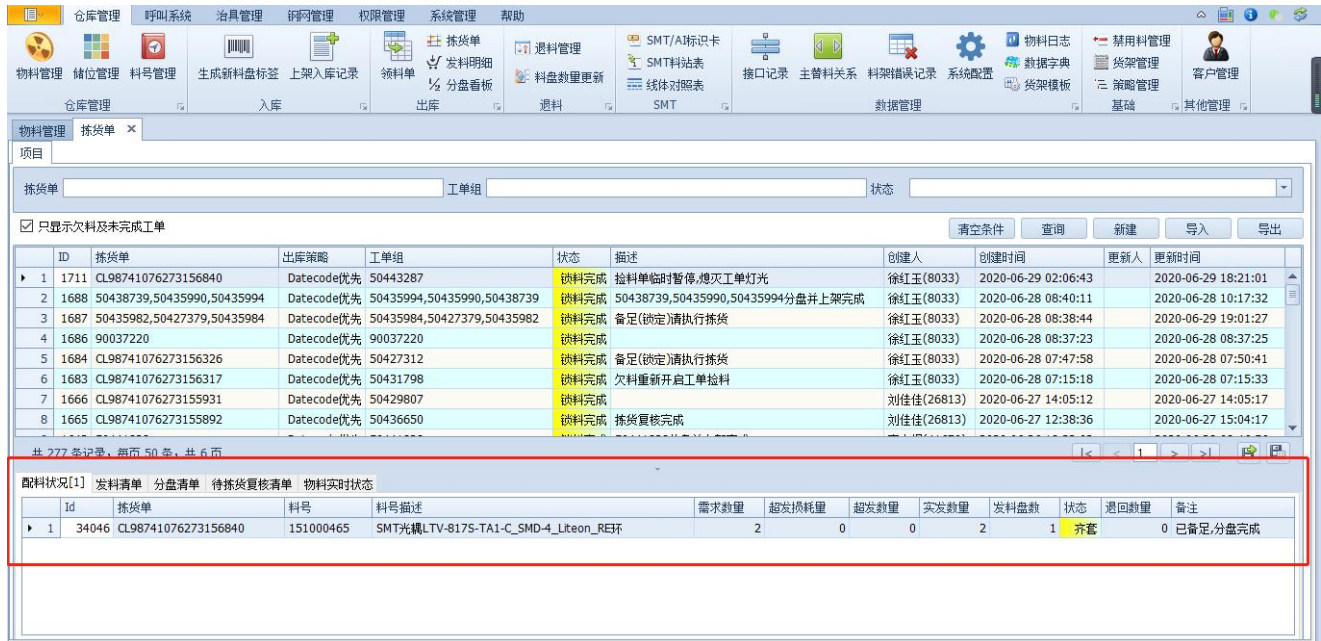


Right-click menu options for a selected material:

- View Usage Log: Shows full material usage history.
- View Related Pick List: Jumps to and displays the pick list containing this material.
- View Part Number Info: Displays part number details.
- Operate on Material:
 - Remove selected material – storage light will blink green
 - Initialize material info – as if the item was never stored
 - Material not in slot – mark as missing
 - Selected material location blinks green – helps locate exact storage
- API Call Log: View all system/API records related to this material
- New Entry: Create new material record
- Edit Selected: Edit selected material info
- Delete Selected: Delete selected material info
- Refresh List: Refresh current view



View Related Pick List



物料管理 拣货单 ×

项目

拣货单 工单组 状态

只显示欠料及未完成工单

清空条件 查询 新建 导入 导出

ID	拣货单	出库策略	工单组	状态	描述	创建人	创建时间	更新人	更新时间
1	1711 CL98741076273156840	Datecode优先	50443287	锁料完成	捡料单临时暂停,熄灯工单灯光	徐红玉(8033)	2020-06-29 02:06:43		2020-06-29 18:21:01
2	1688 50438739,50435990,50435994	Datecode优先	50435994,50435990,50438739	锁料完成	50438739,50435990,50435994分盘并上架完成	徐红玉(8033)	2020-06-28 08:40:11		2020-06-28 10:17:32
3	1687 50435982,50427379,50435984	Datecode优先	50435984,50427379,50435982	锁料完成	备足(锁定)请执行拣货	徐红玉(8033)	2020-06-28 08:38:44		2020-06-29 19:01:27
4	1686 90037220	Datecode优先	90037220	锁料完成		徐红玉(8033)	2020-06-28 08:37:23		2020-06-28 08:37:25
5	1684 CL98741076273156326	Datecode优先	50427312	锁料完成	备足(锁定)请执行拣货	徐红玉(8033)	2020-06-28 07:47:58		2020-06-28 07:50:41
6	1683 CL98741076273156317	Datecode优先	50431798	锁料完成	欠料重新开启工单捡料	徐红玉(8033)	2020-06-28 07:15:18		2020-06-28 07:15:33
7	1666 CL98741076273155931	Datecode优先	50429807	锁料完成		刘佳佳(26813)	2020-06-27 14:05:12		2020-06-27 14:05:17
8	1665 CL98741076273155892	Datecode优先	50436650	锁料完成	拣货复核完成	刘佳佳(26813)	2020-06-27 12:38:36		2020-06-27 15:04:17

共 277 条记录, 每页 50 条, 共 6 页

配料状况[] 发料清单 分盘清单 待拣货复核清单 物料实时状态

Id	拣货单	料号	料号描述	需求数量	超发消耗量	超发数量	实发数量	发料盘数	状态	退回数量	备注
1	34046 CL98741076273156840	151000465	SMT光耦LTV-8175-TA1-C_SMD-4_Lteon_RE环	2	0	0	2	1	齐套	0	已备足,分盘完成

Kitting Status: All material data for the selected pick list

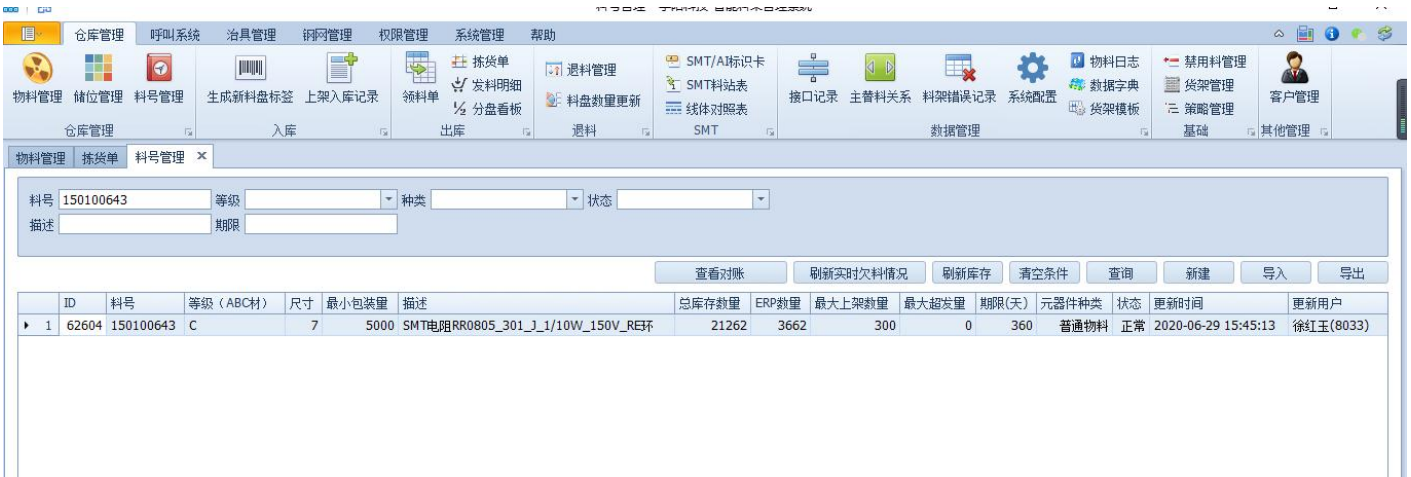
Material Issue List: Issued materials under this list

Splitting List: All split packages under this list

Pending Review List: Review status of all materials

Real-time Material Status: Live inventory state of materials in this pick list

View Part Number Info



料号: 150100643 等级: C 种类: SMT电阻RR0805_301_1/10W_150V_RE环 状态: 正常

ID	料号	等级 (ABC材)	尺寸	最小包装量	描述	总库存数量	ERP数量	最大上架数量	最大超发量	期限(天)	元器件种类	状态	更新时间	更新用户
1	62604 150100643	C	7	5000	SMT电阻RR0805_301_1/10W_150V_RE环	21262	3662	300	0	360	普通物料	正常	2020-06-29 15:45:13	徐红玉(8033)

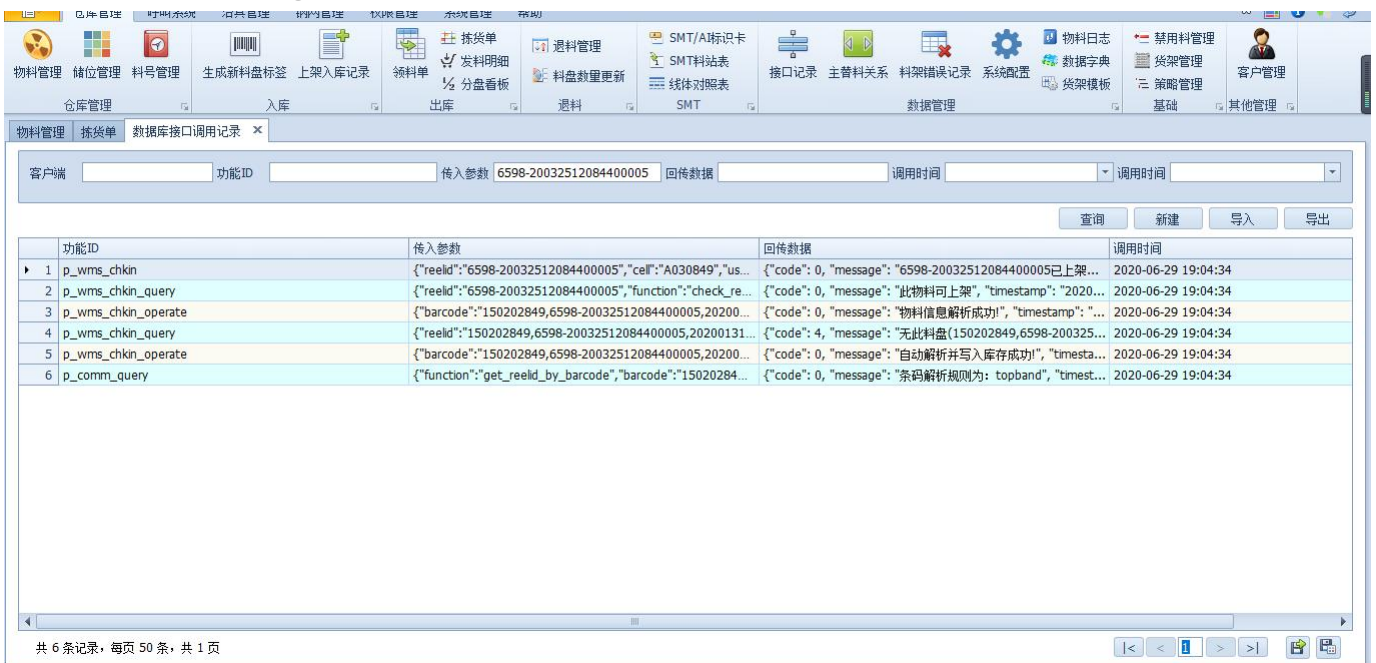
View Rack Slot Info



料架: A030824 物料: SMT电阻RR0805_301_1/10W_150V_RE环

ID	料架	槽位	物料	上架单号	锁定执行单号	是否需要复核	灯位置	灯色	锁定	正反面	存储类型	状态	是否闪烁	槽位是否占用	更新时间	更新人	描述
1	48409 A03	A030824	SMT电阻RR0805_301_1/10W_150V_RE环				0	176	0	背面	0	非空	常亮	占用	2020-06-29 18:20:29	43283	

API Call Log

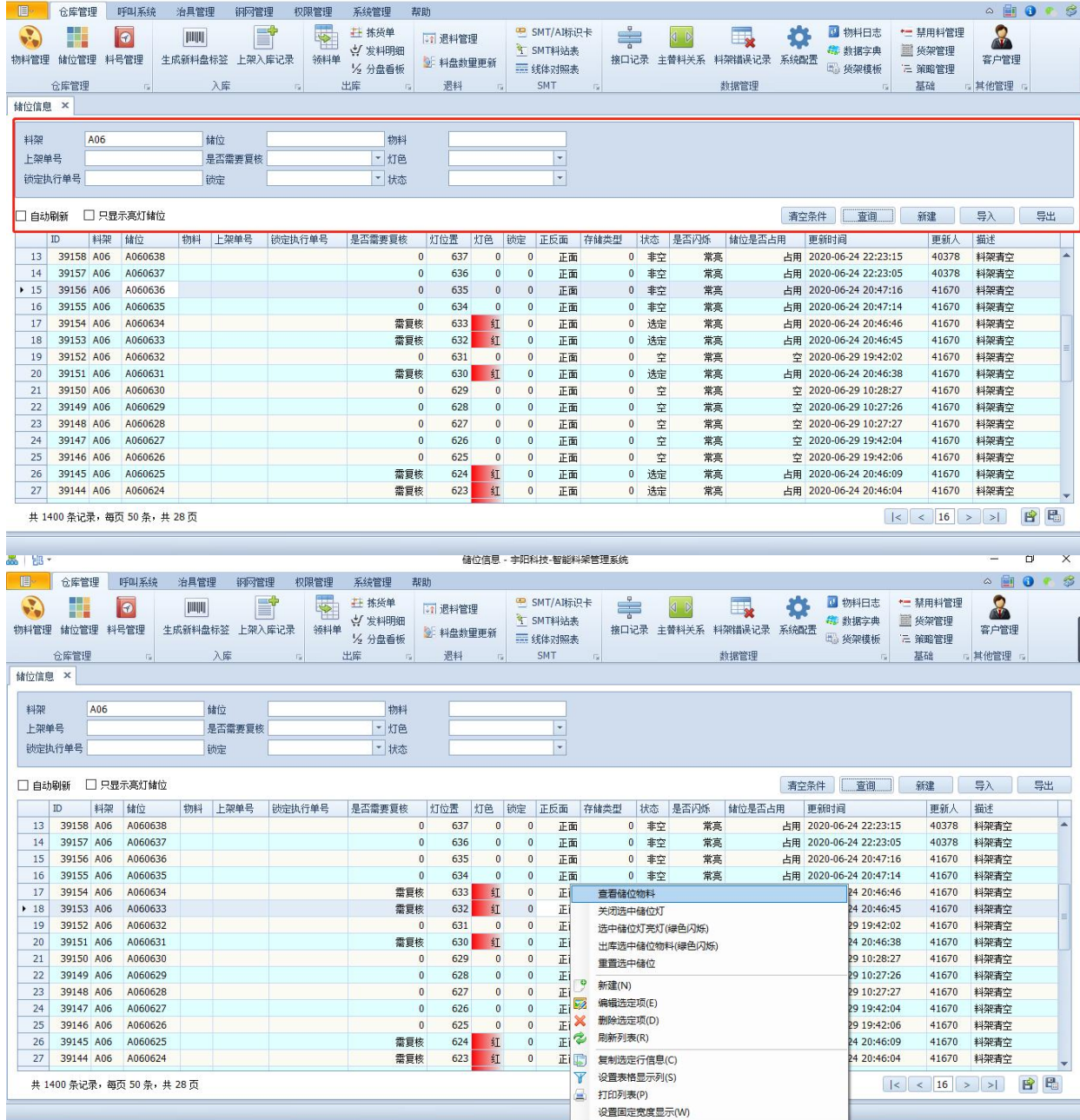


功能ID	传入参数	回传数据	调用时间
1 p_wms_chkin	{\"reelid\": \"6598-20032512084400005\", \"cell\": \"A030849\", \"us...	{\"code\": 0, \"message\": \"6598-20032512084400005已上架...\"}	2020-06-29 19:04:34
2 p_wms_chkin_query	{\"reelid\": \"6598-20032512084400005\", \"function\": \"check_re...	{\"code\": 0, \"message\": \"此物料可上架\", \"timestamp\": \"2020...	2020-06-29 19:04:34
3 p_wms_chkin_operate	{\"barcode\": \"150202849,6598-20032512084400005,20200...	{\"code\": 0, \"message\": \"物料信息解析成功!\", \"timestamp\": \"...	2020-06-29 19:04:34
4 p_wms_chkin_query	{\"reelid\": \"150202849,6598-20032512084400005,20200131...	{\"code\": 4, \"message\": \"无此料盘(150202849,6598-200325...	2020-06-29 19:04:34
5 p_wms_chkin_operate	{\"barcode\": \"150202849,6598-20032512084400005,20200...	{\"code\": 0, \"message\": \"自动解析并写入库存成功!\", \"timesta...	2020-06-29 19:04:34
6 p_comm_query	{\"function\": \"get_reelid_by_barcode\", \"barcode\": \"15020284...	{\"code\": 0, \"message\": \"条码解析规则为: topband\", \"timest...	2020-06-29 19:04:34

共 6 条记录, 每页 50 条, 共 1 页

Storage Management

• Search rack locations by criteria (select range). Support bulk import/export of storage slot data.



The screenshot displays the 'Storage Management' software interface. At the top, there is a navigation bar with various system management options. Below this is a search and filter section for storage slots, including fields for material code (A06), rack location, and other attributes. The main area contains a table with columns for ID, material, rack location, status, and more. A right-click context menu is open over a selected row, showing options like 'View Materials in Slot', 'Turn Off Slot Light', 'Turn On Green Light (Flashing)', 'Outbound Selected Material (Green Flash)', 'Reset Selected Slot', 'New', 'Edit Selected', 'Delete Selected', 'Refresh List', 'Copy Selected Information', 'Set Table Display', 'Print List', and 'Set Fixed Width Display'.

ID	料架	储位	物料	上架单号	锁定执行单号	是否需要复核	灯位置	灯色	锁定	正反面	存储类型	状态	是否闪烁	储位是否占用	更新时间	更新人	描述	
13	39158	A06	A060638				0	637	0	0	正面	0	非空	常亮	占用	2020-06-24 22:23:15	40378	料架清空
14	39157	A06	A060637				0	636	0	0	正面	0	非空	常亮	占用	2020-06-24 22:23:05	40378	料架清空
15	39156	A06	A060636				0	635	0	0	正面	0	非空	常亮	占用	2020-06-24 20:47:16	41670	料架清空
16	39155	A06	A060635				0	634	0	0	正面	0	非空	常亮	占用	2020-06-24 20:47:14	41670	料架清空
17	39154	A06	A060634			需复核	633	红	0	0	正面	0	选定	常亮	占用	2020-06-24 20:46:46	41670	料架清空
18	39153	A06	A060633			需复核	632	红	0	0	正面	0	选定	常亮	占用	2020-06-24 20:46:45	41670	料架清空
19	39152	A06	A060632				0	631	0	0	正面	0	空	常亮	空	2020-06-29 19:42:02	41670	料架清空
20	39151	A06	A060631			需复核	630	红	0	0	正面	0	选定	常亮	占用	2020-06-24 20:46:38	41670	料架清空
21	39150	A06	A060630				0	629	0	0	正面	0	空	常亮	空	2020-06-29 10:28:27	41670	料架清空
22	39149	A06	A060629				0	628	0	0	正面	0	空	常亮	空	2020-06-29 10:27:26	41670	料架清空
23	39148	A06	A060628				0	627	0	0	正面	0	空	常亮	空	2020-06-29 10:27:27	41670	料架清空
24	39147	A06	A060627				0	626	0	0	正面	0	空	常亮	空	2020-06-29 19:42:04	41670	料架清空
25	39146	A06	A060626				0	625	0	0	正面	0	空	常亮	空	2020-06-29 19:42:06	41670	料架清空
26	39145	A06	A060625			需复核	624	红	0	0	正面	0	选定	常亮	占用	2020-06-24 20:46:09	41670	料架清空
27	39144	A06	A060624			需复核	623	红	0	0	正面	0	选定	常亮	占用	2020-06-24 20:46:04	41670	料架清空

Right-click menu options for a selected slot

- View Materials in Slot: See what is stored here
- Turn Off Slot Light: Turns off all lights of selected slot
- Turn On Green Light (Flashing): Slot will flash green for identification
- Outbound Selected Material (Green Flash): Unload and flash green light
- Reset Selected Slot: Unload material and reset slot
- New: Create new storage record
- Edit Selected: Edit selected storage info
- Delete Selected: Delete selected storage info
- Refresh List: Refresh and display latest status

View Rack Slot Materials Info

仓库管理 物料系统 器具管理 物料管理 物料管理 系统管理 帮助

物料管理 仓位管理 料号管理 生成新料盘标签 上架入库记录 物料单 拆货单 退料管理 SMT/A标识卡 SMT料站表 SMT料站表 接口记录 主料料关系 料架错误记录 系统设置 物料日志 禁用料管理 客户管理

仓库管理 入库 出库 退料 SMT 数据管理 基础 其他管理

仓位信息 物料管理 x

库存

识别码 物料ID 状态 DateCode 供应商
 物料单 仓位 A060637 PN 描述 Lotcode

不显示未上架上物料 不显示料车上的物料

物料非常规操作管理 关闭全部闪烁的绿色灯光 清空条件 查询 新建 导入 导出

ID	PN	物料ID	数量	仓位	状态	备注	物料单	工单	类型	DateCode	供应商	更新时间	更新人	先进先出排序
1	1025277 140100232	5503-20031215254308529	5000	A060637	挂料锁定(仓库)	拆货计算确定	5043348	accept	2011	5503	2020-06-26 11:05:29	40378	20200309	

共 1 条记录, 每页 50 条, 共 1 页

物料日志

ID	记录时间	PN	物料ID	数量	仓位	状态	入库单号	物料单	工单	类型	描述	更新时间	更新人
1	4813...	2020-06-26 11:05	1401002...	5503-20031215254308...	50	A0606	挂料确定(仓...	SJ98741076273154...	504334...	504334...	拆货计算确定	2020-06-26 11:05	40378
2	4714...	2020-06-24 22:23	1401002...	5503-20031215254308...	50	A0606	可用(仓库)	SJ98741076273154...			拆货上架	2020-06-24 22:23	40378
3	4714...	2020-06-24 22:23	1401002...	5503-20031215254308...	50		可用(仓库)				SMT电阻RR1206_0R_1/4W_200V_厚声...	2020-06-24 22:23	