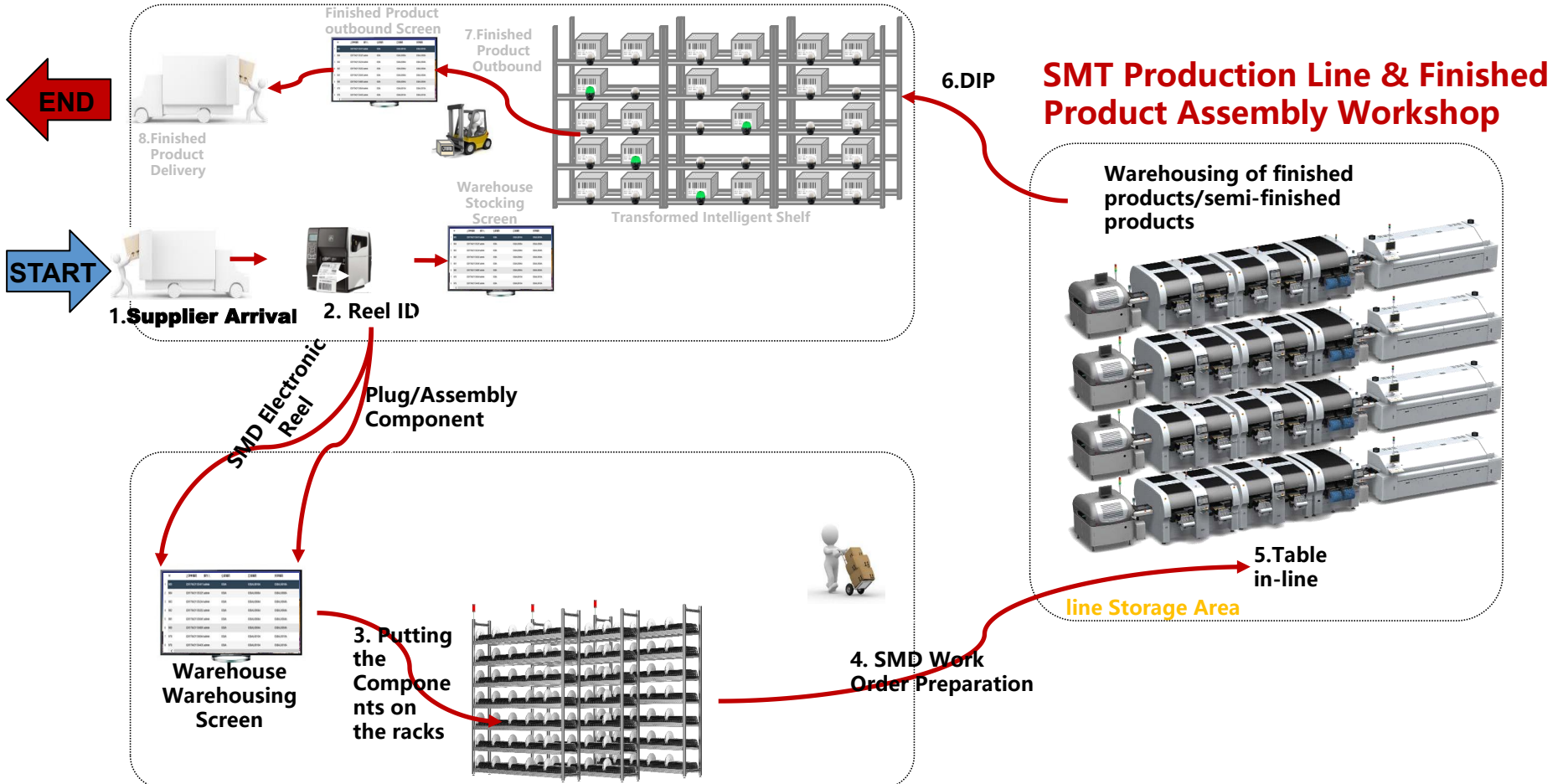


Project Flow Chart

Product Warehouse




Raw Component Warehouse

Intelligent SMT reel racks

SIS7000A

- Suitable for 7inch reels, double-sided
- Slot width: 17mm
- Size: 2170mm*400mm*1900mm
- Storage: $7*100*2=1400$ SLOT



LED Indicator

SIS4000A

- Suitable for 13inch reels, single-sided
- Slot width: 40mm
- Size: 2170mm*640mm*1900mm
- Storage: $4*100=400$ SLOT





Parameter of intelligent SMT reel storage racks

Model	SIS7000A	SIS4000A
Name	7-inch SMT reel storage rack	13-inch SMT reel storage rack
Overall size(mm)	2170*400*1900	2170*640*1900
single size(mm)	17	40
Layers	7	4
Number of Reels	1400	400
Power (w)	100	100
Function	Storage 7-inch SMT reel	Storage 13-inch SMT reel
Illustrate	Optionally install casters or foot cups	

Electronic reels inbound and outbound control logic



Warehouse



warehousing



Preparation



take out



**Send to
production
workshop**

1. Each location on the rack corresponds to an LED light

2. The material has a unique code, which corresponds to the location one by one, and can be stored at will

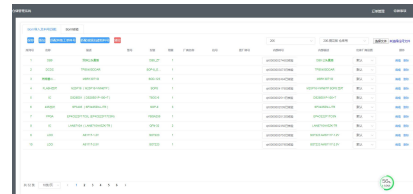
3. Work order out of the warehouse, the system automatically calculates, first in first out, tailings first out principle

4. The corresponding warehouse location lights up, the warehouse clerk takes materials according to the lights, and the LED color of the multi-work order is different

Distribution Process

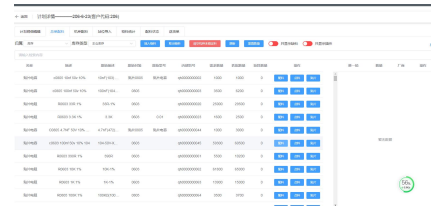
Incoming Material Check

All incoming materials counted in the system and put up the QR code(include all the information of the material and the Unique Code)

BOM Importing

Import the original BOM list, generating the rack BOM list automatically. With the method of one by one matching, improving the system BOM list.

The Whole List Generated

Combined based on multiple BOM lists, can form into Production Plan.



Scanned and Put on Shelf

The reels with QR code can be put on the shelf by PDA scanning, and can be based on needs, and the reel package form.



Production Process


Material Issuing

Based on the production plan, the system automatically generates the priority reel and the back-up reels, the priority reels are put to the feeder shelf rack, and the prepared reels are put on the back-up reels storage rack.



Priority Reel

All priority material from the warehouse is put in the line storage area, and the production department can choose the machine type for production with PDA.



In-line

Based on the light status change with PDA, put all the materials indicated by lights, and put them in-line based on the Pick&Place Machine stations.

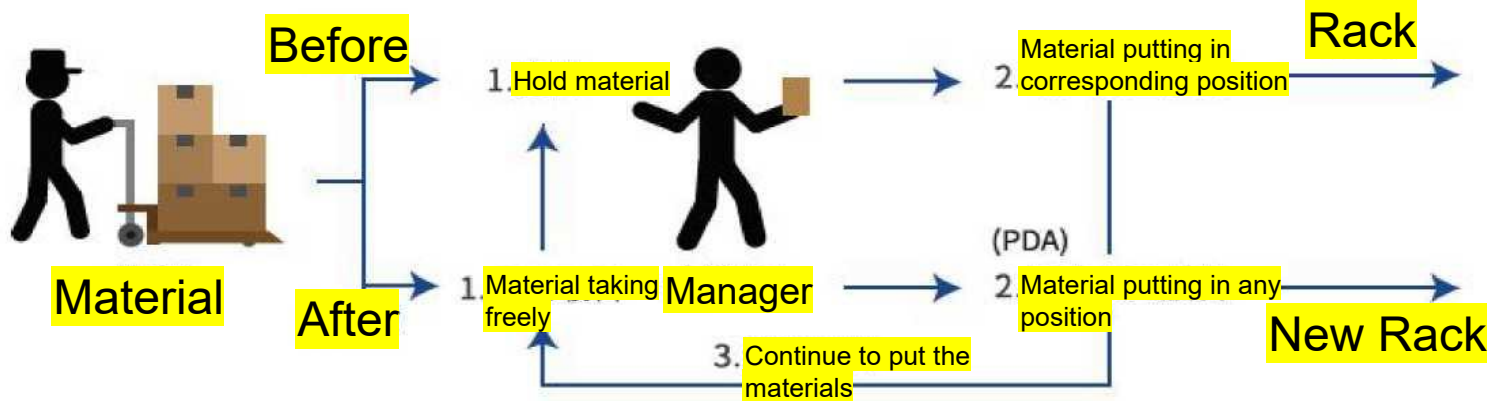


Back-up Materials

The lacked material in the in-line process and be searched in the back-up reel storage rack by scanning the QR code on the reels with PDA.



Material to the Warehouse Process Analysis



Warehouse Staff

Item	Project	Current Status	Improved Status	Effect	Remark
1	Staff Training	90 Days	2 Days	98%	Improved: Staff training days reduce by 97%
2	Staff Skill Influence	Yes	No	100%	Improved: No skill requirement for staff skills, reducing by 100%
3	Staff Change Influence	Yes	No	100%	Improved: No influence for warehouse work left by staff change
4	Time Consumption for 100 Reels	50	16	300%	Before: 50 min/100 reels After: 16min/100 reels, efficiency improves by 300%
5	Labor	8	3	63%	Improved: 63% staff are cut down, efficiency improves by 300%

Best After-sales service

- **Worldwide Support**
- **Free Installation/
Training**
- **1 day lead-time (spare
parts)**
- **1 Month customize
solution**



Welcome inquiry

1. Please visit : www.smthelp.com
2. Find us more: <https://www.facebook.com/autoinsertion>
3. Know more our team: <https://cn.linkedin.com/in/smtsupplier>
4. Welcome to our factory in Shenzhen China
5. Google: automatic tin soldering
6. Looking forward to your email: marie@smthelp.com