


Shenzhen Southern Machinery Sales and Service Co., Ltd

Add:Room 1806 Block 3 Jinyun COFCO, Qianjin 2nd Road , Xixiang, Baoan District, Shenzhen ,China

S-WS450C Wave Soldering Machine



Specification

Model : S-WS450C

PCB adjustable width: Max.50~450MM

PCB transport height: 750 ± 50 mm

PCB best welding speed: 1500-1800 - mm/Min

(welding Angle) : 3 ~ 7 degrees

Welding Angle display: Gravity Angle display

Element height restrictions: Max.150mm

Wave height range: 0-15 mm flat

Wave number: 2

Preheating zone length: 2000 mm

Number of preheating zone: 4

Preheating zone power: 8 kw

Preheating zone temperature: room temperature to 250 °C adjustable

Heating method: hot air

Number of cooling zone: 2

Cooling: forced cooling fan

Cooling area: 2

Apply solder type: lead-free solder

Tin furnace power: 12 kw

Dissolve tin amount : Approx. 450 kg

Tin stove material: nodular cast iron

Tin tin stove type: 4th generation and energy saving furnace (50-350 adjustable)

Tin stove temperature: room temperature to 350 °C, the control precision ± 1 - 2 °C

Tin stove temperature control precision: ± 1°

Solder height detection: conductive type probe detection

Solder add: manual

Temperature control mode: P.I.D + SSR

The whole machine control mode: PLC + PC

Flux addition method : chemical pump automatically added

Flux flow: 10 ~ 100 ml/min,

Spray way: Japan sanyo stepper servomotor + Japan ST - 6 nozzle

Flux recovery: tray recycling

Power supply: 3 phase 5 wire 380 v

Start the power (total power) : Max. 22 kw

Normal operation of the power: Approx. 3-5 kw

Air source: 4 ~ 7 kg/CM2

Installation dimensions: L4500 *W1400 *H1650MM

Weight: Approx. 1500 kg

Nitrogen concentration: Customer's homemade nitrogen concentration of 99.99%, we can reach 1000 PPM for nitrogen pipeline device

Nitrogen consumption: 10-25 m3 / h



Nitrogen gas control system




Detailed parts


Spraying part



Preheating parts:




Heavy double claw can bear
largest 80KG





Wave soldering welding
structure system



More Details

Spraying part

- Sprayer spraying range :from 20 to 65 mm, spraying height adjustable: from 50 ~ 80 mm, maximum flow 60 ml/min
- Pneumatic system: adopts import filters, valve and pipe joint, digital display pressure. Spray of trachea by acid and alkali resistance, corrosion resistance SMC
- Flux recovery system: choose stainless steel bending molding tray below the sprayer, used to catch wastewater and flux, **drawn at random to cleaning**;
- Spray box structure: the 316 # stainless steel + aluminum alloy stent, cleaning and maintenance is convenient. High corrosion resistance and durability.

Preheating parts:

- Four-paragraph preheating zone : 2000 mm / 4 independent temperature control preheating zone
- Temperature control mode : PID temperature control is accurate, reliable, imported thermocouple test system, with thermocouple exception alarm function.
- Heating power total 8 kw power
- Installation mode : preheating system uses directly pulling drawer modular design, easy to maintenance and cleaning .

Automatic washing claw device

- Imported high quality micro anti-corrosion chemical pumps, bilateral claw, propyl alcohol for cleaning solvent, automatic cycle cleaning chain claw.

Transmission parts

- Specialized in aluminum rail,
- Guide rail parallelism, 2 point synchronous slideway adjustable wide device, the precision is less than 0.2 mm wide, 6 points support, keep the guideway parallel is consistent,
- Wide way: manually adjustable (attached wide scale)
- Transfer claw: **Dedicated heavy double claw** (not deformation, not adhered tin, transport more smoothly), the thickness of the plywood
- ≤ 2.5 mm (In board is synchronous chain type convryor)
- C/V speed setting minimum unit 1 mm/min 0-1800 mm/min
- C/V speed deviation electronic closed-loop control range is 0 to 10 mm/min
- Transportation motor: frequency conversion motor of 90 w, with overload limit and power protection device

Part of the stove

- Tin stove features Oxidation slag gathered automatically, maintenance is convenient
- Ultra low oxidation design Wave can be adjusted with the PCB size, greatly reducing the welding small PCB tin oxidation capacity, a distance of 50-450 - mm
- Economical operation PLC and photoelectric switch control wave function, when there is a PCB board, then work, if not, will stop fluxing, reduce unnecessary waste
- Tin stove movement automatic
- Tin wave height adjustable 0-12 mm
- Heating parts adopt imported dry resistant stainless steel heating tube, service life is long; External matrix heating system, tin stove heating USES up and down heating, more accurate, not tin explosion, multi-channel to strengthen resistance to deformation. **Save electricity by 40%, about save electricity every day**

The cooling system

- Refrigeration method adopts three axial flow fan drum wind cooling,
- Lead solder eutectic generated when the cavitation and solder stripping problem.

The software control system

1. Automatic fault alarm function; a thermocouple abnormal alarm function, high and low temperature alarm. When preheating or tin furnace fault stop heating.
2. Can control temperature of preheating zone respectively, tin stove temperature, transport speed, spray action, forced cooling, etc.
3. A week time setting (can be set, seven days a week and automatic switch machine three times a day).
4. Equipped with two special emergency system in the machine ahead and the tail , please press the button when emergency situation.

Welcome inquiry

- 1, Please visit : www.smthelp.com
- 2, Find us more: <https://www.facebook.com/autoinsertion>
- 3, Know more our team: <https://cn.linkedin.com/in/smtsupplier>
- 4, Welcome to our factory in Shenzhen China
- 5, Google: Auto+Insertion
- 6, Looking forward to your email: info@smthelp.com